

Activity**BOOK BROWSE!**

Although you can't use the library right now, have a go at finding some great books and reading them yourself.

what should I do?

Browse and search

There are hundreds of online books available at the moment and this site is great! You will need to log into this site and follow the instructions below.

<https://readon.myon.co.uk/library/search.html>

1. Try browsing for books (see instructions below). This will show all the books and you can choose things you are interested in.
2. Next try searching for books (see instructions below). This will let you narrow down the books. You can also make sure they aren't too hard or too easy.

Choose at least 4 books to read. You can read as many as you like!

Review your book

Choose your favourite of the books you have read and write a short book review about it. You could use these sentence starters to help you (they are also at the end of this activity as a template to write on):

I chose this book because...

The best bit about it was...

You would like to read this book if...

The next book I am going to try is...because...

Share your work

Why not share the books you have enjoyed most with your friends? Write down the titles and see if they can find them and read them too.

You can tweet what you've been up to using the Twitter handle @BabcockLDPEng and the hashtag #BabcockEnglishAtHome.

IMPORTANT: Just remember everything you have been taught about internet safety, and do talk to the person who looks after you about this before deciding if and how you will share something online.

Things that
could help me

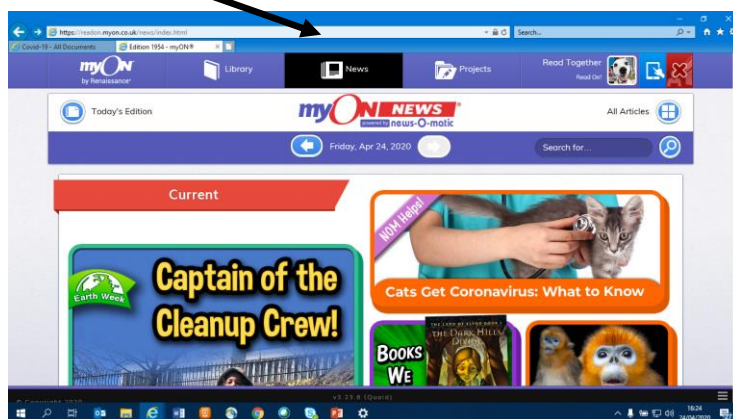
Change it up!
...Go further!

You will need to work with an adult to get used to how the website works: after that you can browse and read on your own.

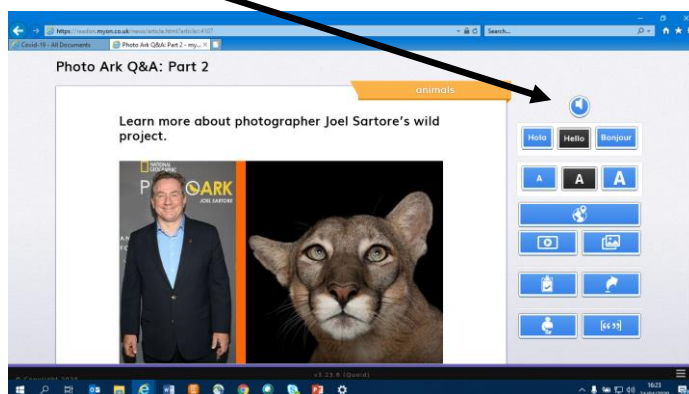
Think about books you have read before that you really enjoy. You might be able to find more books like that.

- A) Have a look at the 'News' section of the website and find some articles that are interesting. These can also be read to the children or read on their own.

News here



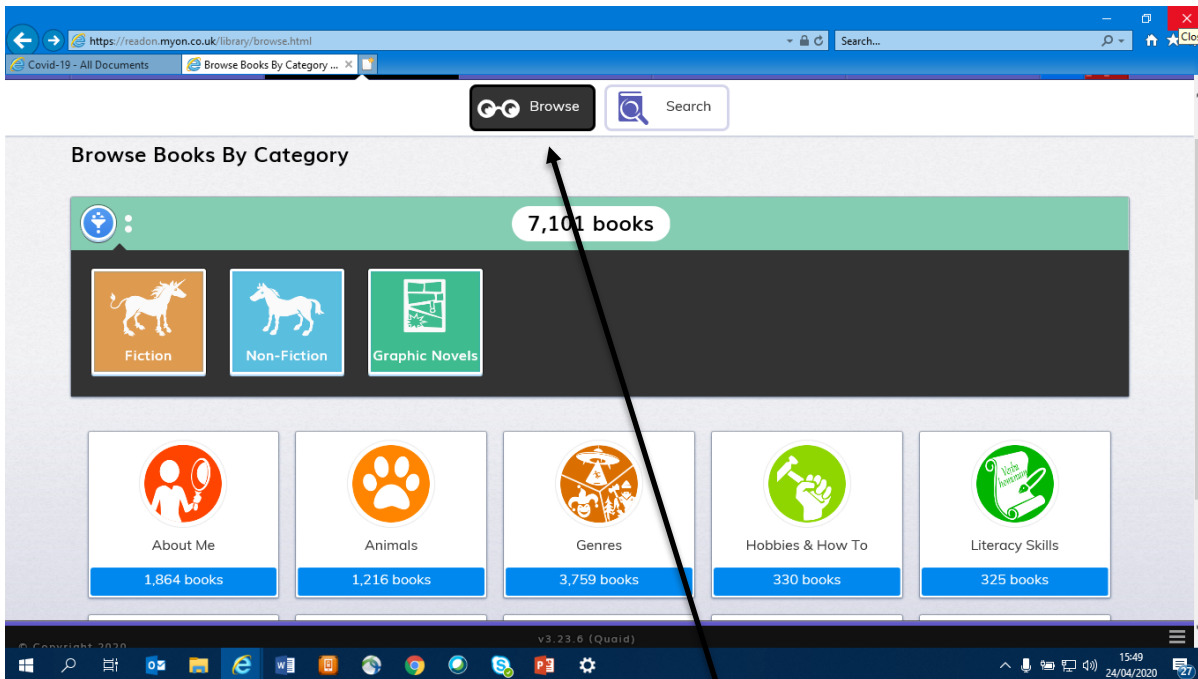
Turn sound on here



Notes for
parents and
teachers

It will help children to work through the browsing and searching instructions with an adult before they look on their own.

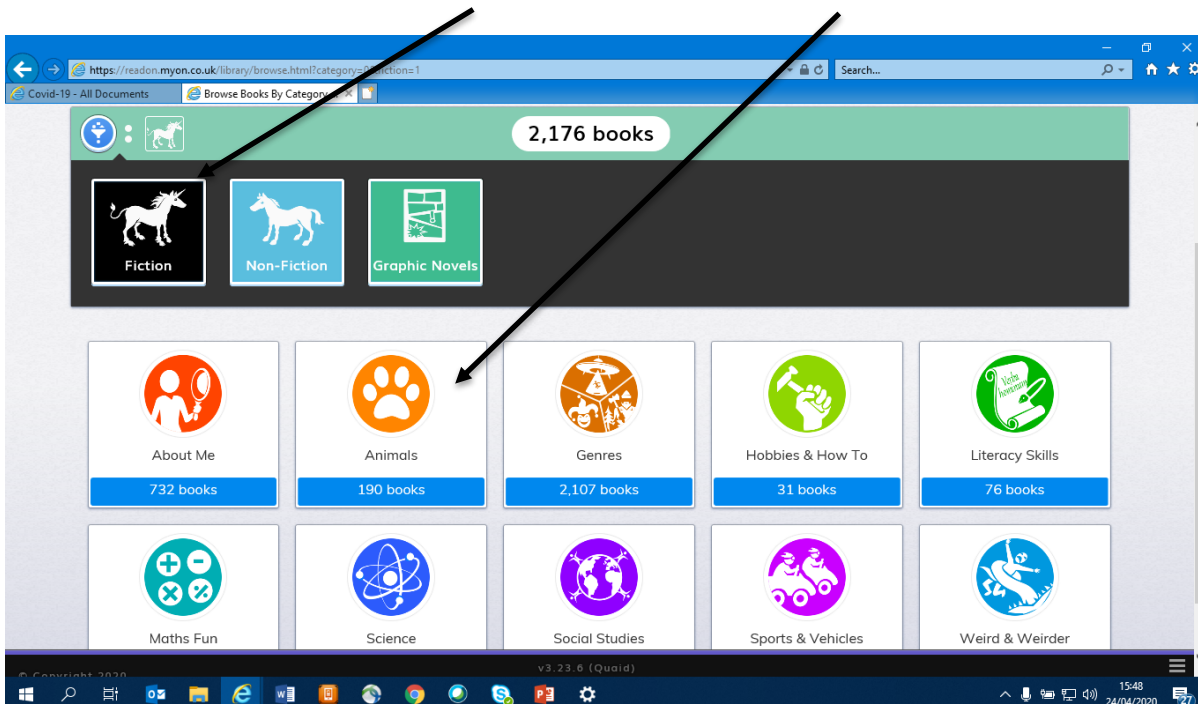
Browsing for books



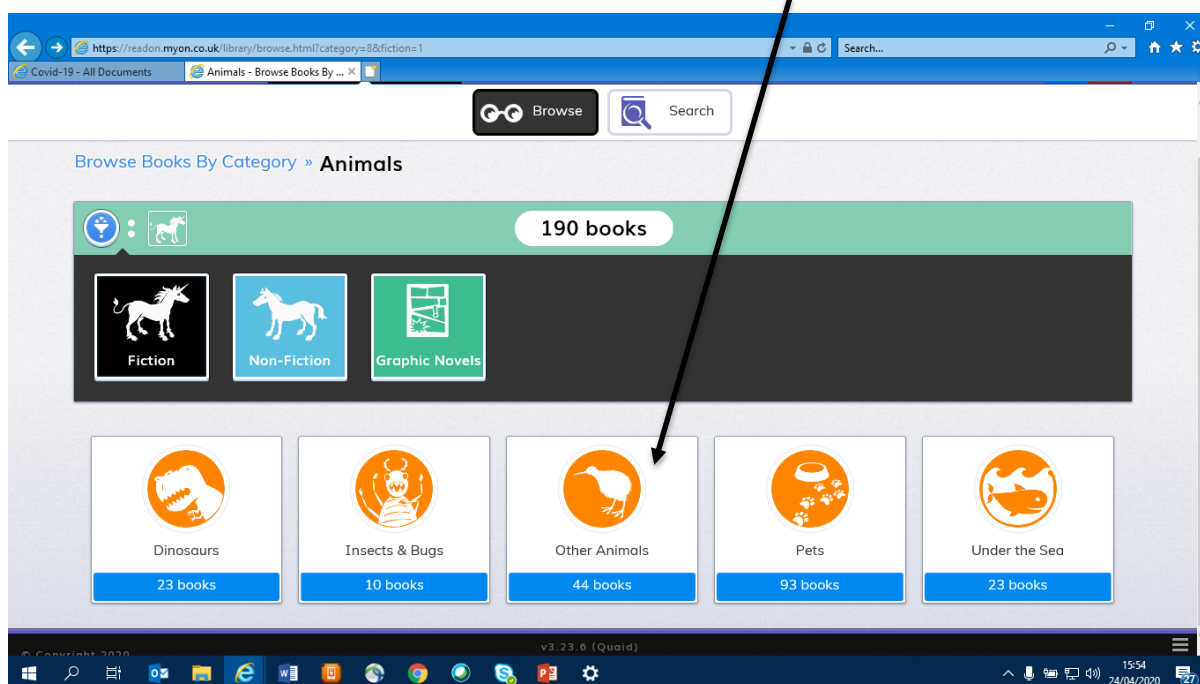
When the page opens, click on the '**browse**' button first.

This will let you look at any of the books on the site.

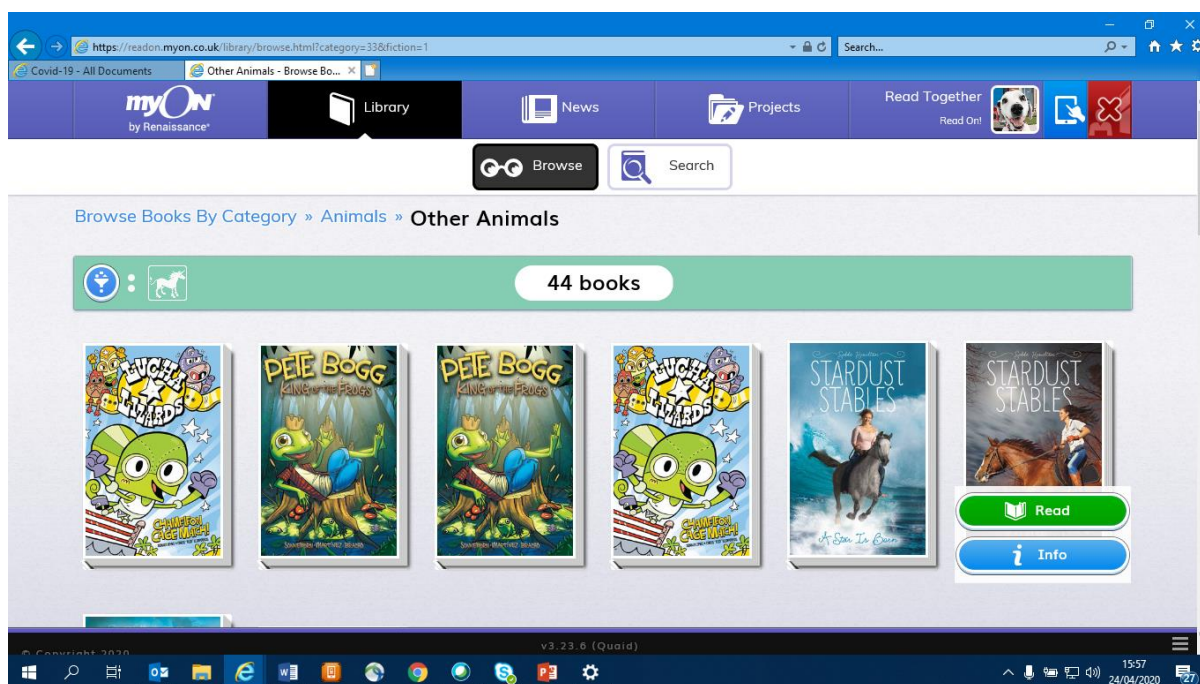
You can choose fiction, non-fiction or graphic novels (comic type books). Click on **Fiction** and then **Animals**.



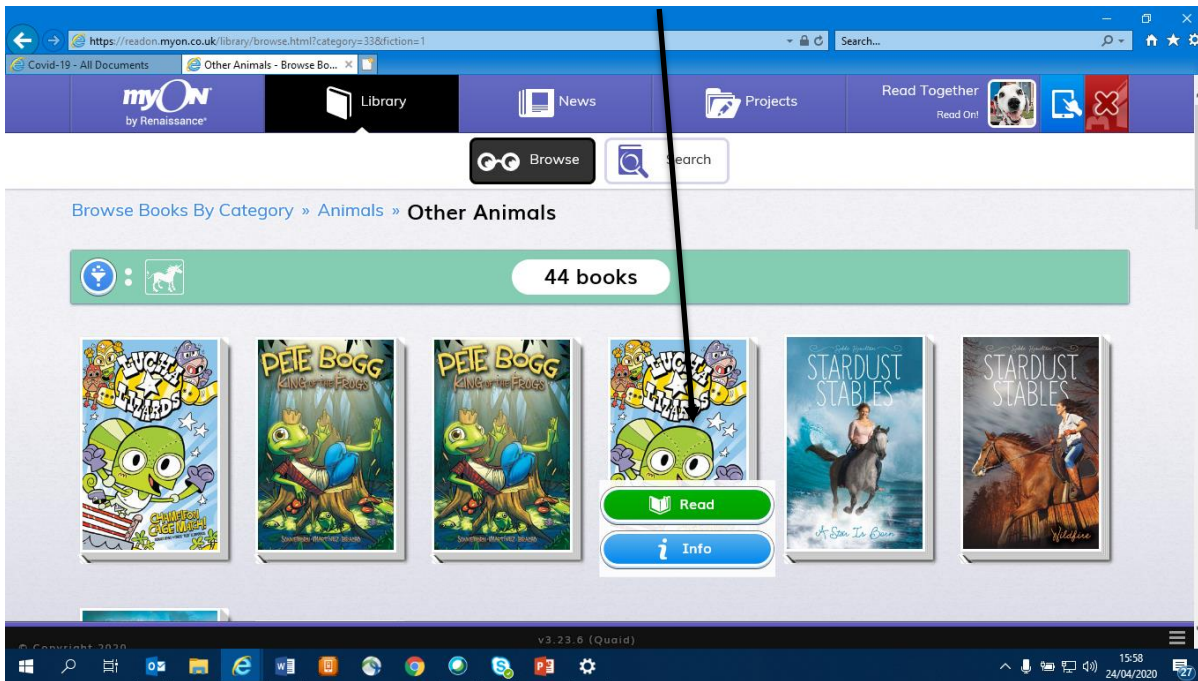
Now choose one of these: maybe try 'Other Animals'.



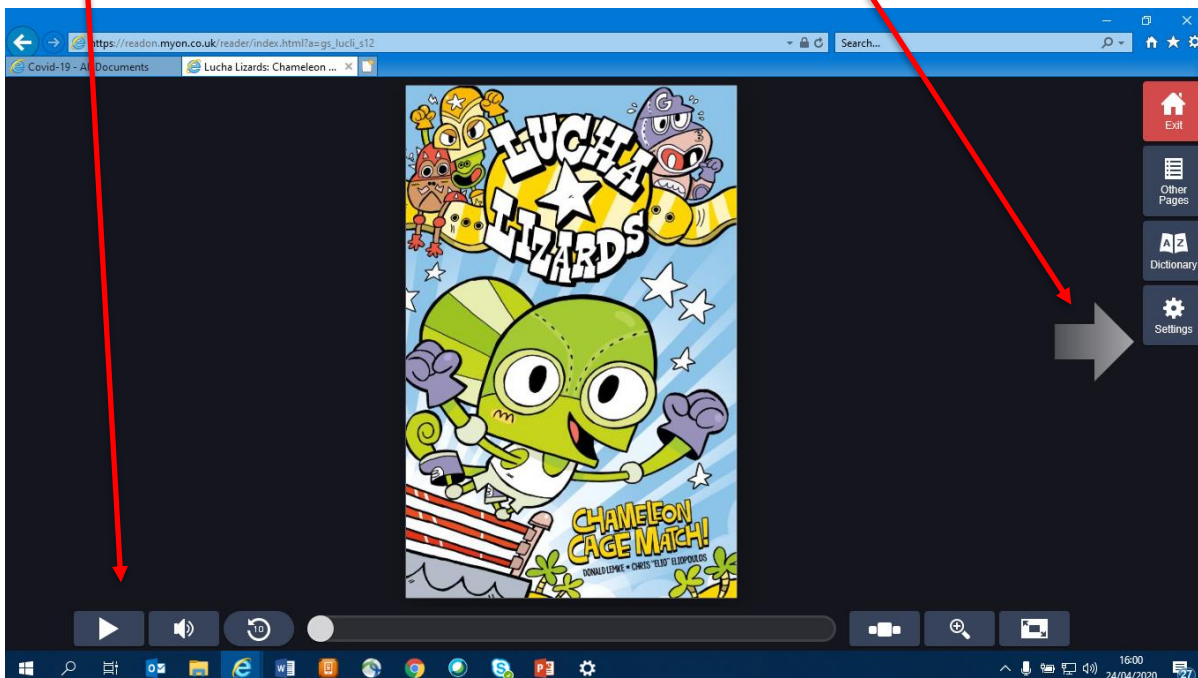
There are 44 books in the group. Have a look through and choose one you like the look of.



When you hover over a book, you can click to read it.



When the book opens, you can read it yourself, or turn on the sound and someone will read it to you.



Searching for books (using the filter)

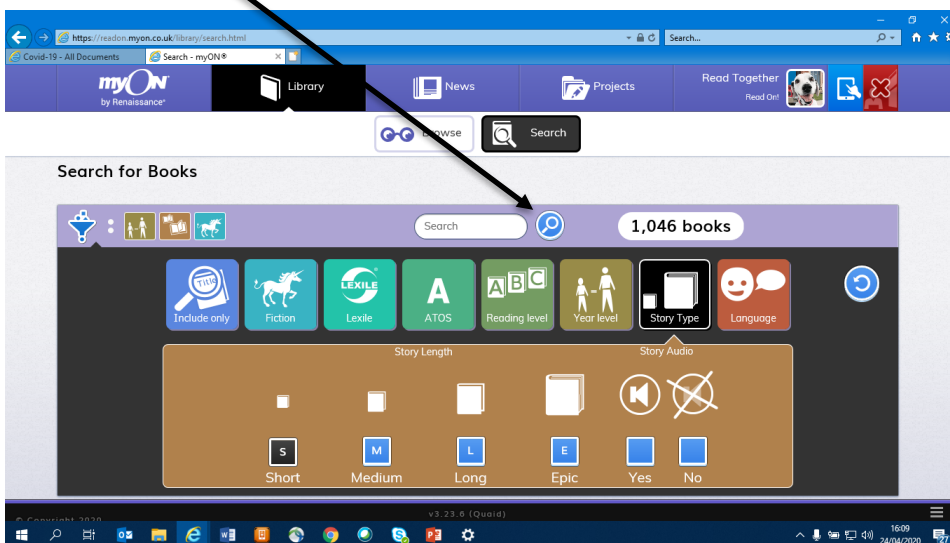
This time click on the 'search' button. Make sure that the Filter option is clicked.



This lets you narrow down your search. You do not need to use all of these. The most useful choices are:

- Fiction/non Fiction
- Year Level
- Story type.

Here I have chosen 'Fiction', Year 1 and short books. Next click on the **search button** and it will show you all the books that match your search.



Book Review Template

I chose this book because...

The best bit about it was...

You would like to read this book if...

The next book I am going to try is... because...